

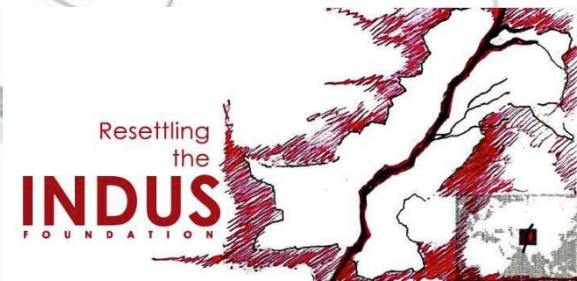
A Practical Guideline to Successful Bottom up Development: Resettling the Indus

Abdus Subhan

MPhil, Development Economics & Public Policy

Sharmeen Khan

MS/MPhil, Clinical & Counseling Psychology

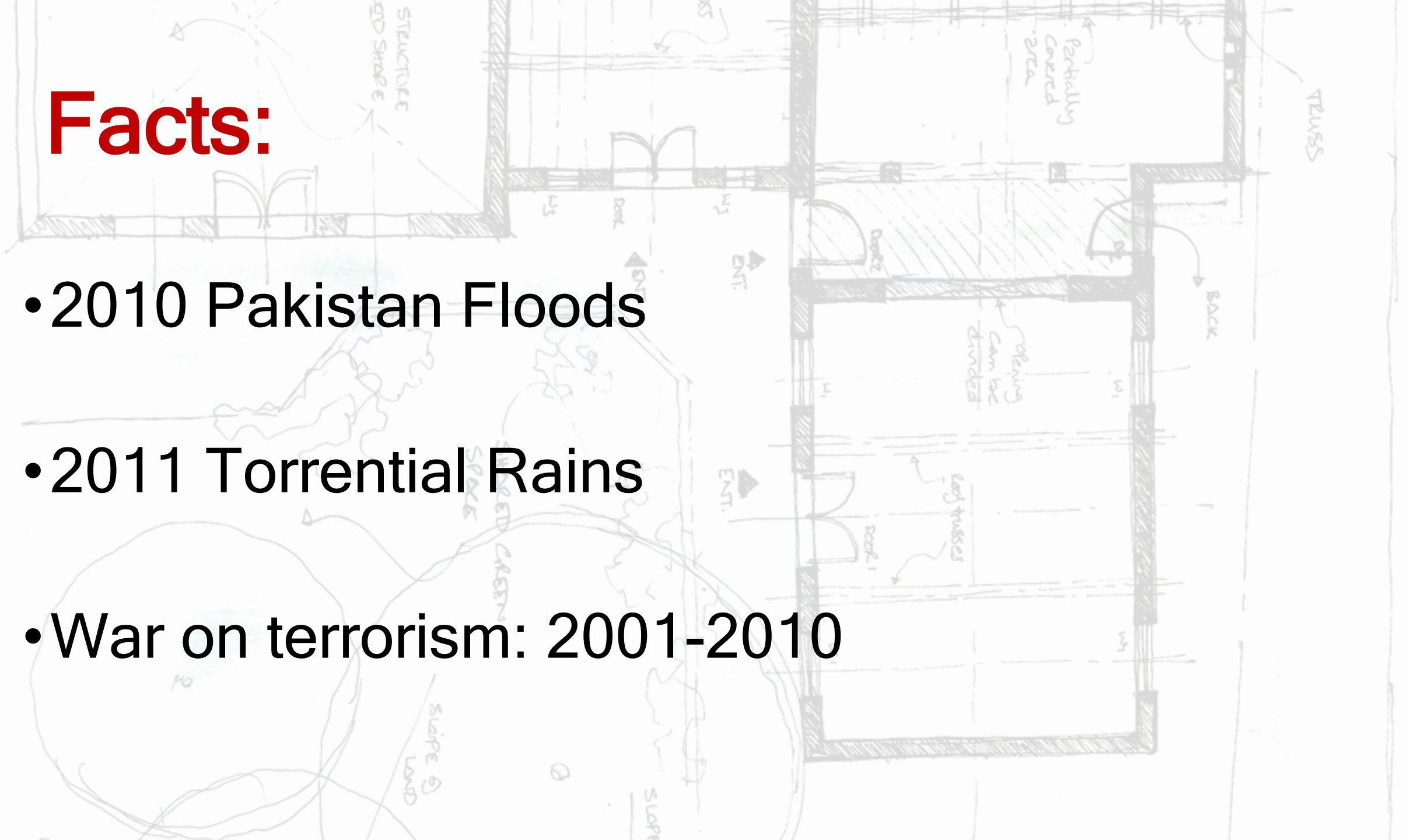


Abstract

This case study examines the **bottom-up development management process** of Resettling the Indus by highlighting the key aspects for **successful relief and rehabilitation** in certain flood and war affected regions of Pakistan. This research explains how in the **long run**, the villagers' farm **surplus** can be connected with the **urban markets**. Resettling the Indus **grass root development process** explains how these activities brings villagers' **economic life cycles** back on track, **raise the income levels** of villagers on a **sustainable basis** and **strengthens** the entire **scaling-up process**.

Facts:

- 2010 Pakistan Floods
- 2011 Torrential Rains
- War on terrorism: 2001-2010



Resettling the Indus

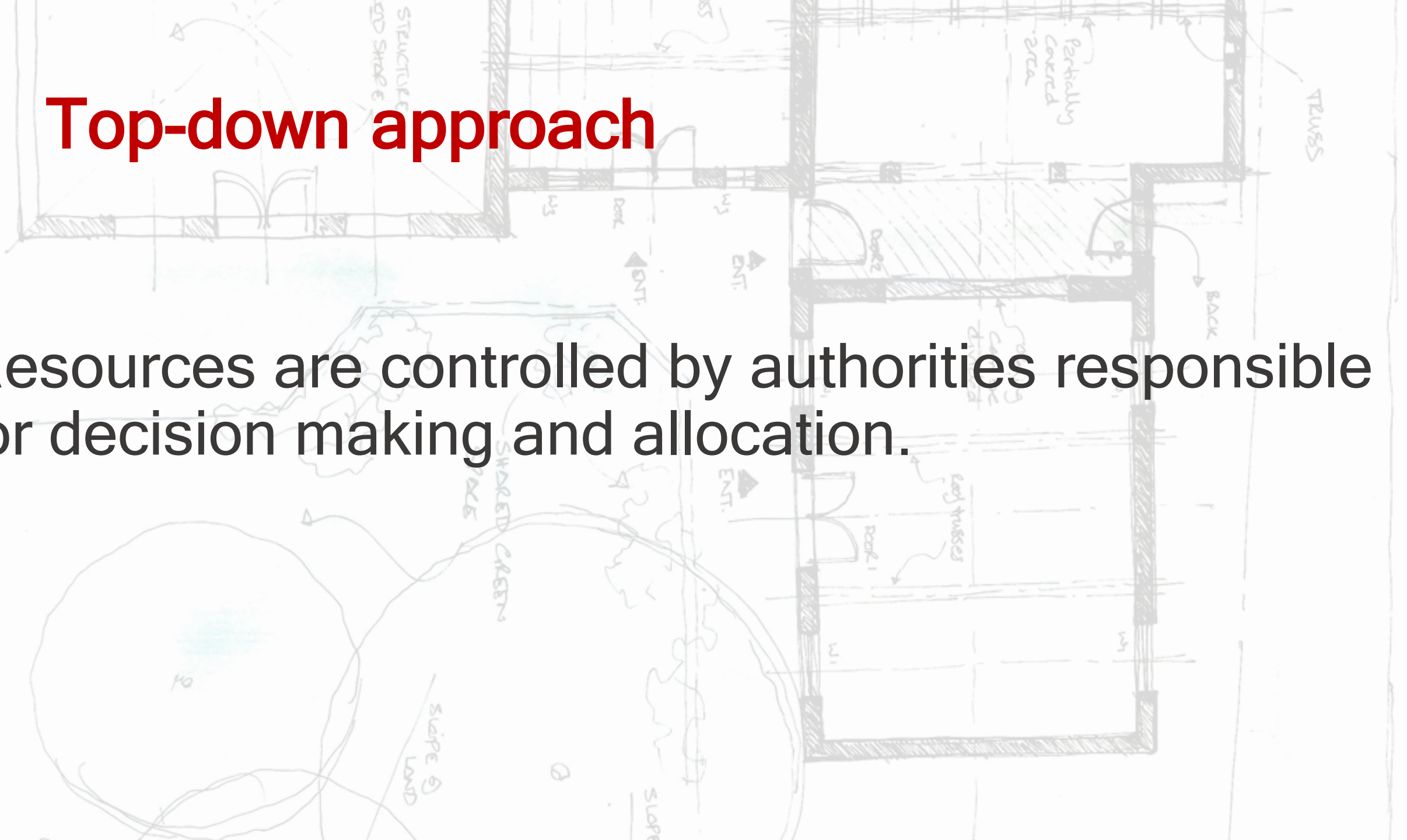
- *“Give a man a brick; you make his day; you teach a man how to make bricks, you make his life.”*
- RT Indus is an ideology which engages communities in a resettling process through all aspects of Rehabilitation
- The project is an example of a development intervention in local communities.

The organization also focuses on:

- Education and health;
- Providing employment for locals;
- Creating awareness of important issues.

Top-down approach

Resources are controlled by authorities responsible for decision making and allocation.



Bottom-up approach:

“A systematic learning process which develops through establishing a mutual understanding between the community and professionals through dialogue to accommodate the needs of those on ground and focuses developmental efforts according to specific requirements.

This process then starts controlling future rehabilitation by paving the way for further work and facilitates expansion on the basis of relationships established at the ground level. Once dialogue has been established, to ensure a holistic approach, the establishment of cottage industries is important as it helps facilitate the further growth of the community through a solution-based approach to their socio-economic problems as well as aids such populations in becoming financially autonomous.-

”Authors

Contractor-driven reconstruction, Owner-driven reconstruction

Contractor Driven Reconstruction (CDR):

- An organization procures a contractor for reconstruction purposes in rehabilitation.
- CDR builds in mass quantities and does not give emphasis to local or individual culture
- CDR allows the organization to focus their efforts on fund raising and other activities. More time effective.
- If an NGO hires a contractor who further hires subcontractors this top-down approach trickles money away from the actual ground work.
- The sub-hiring required in this approach also makes the contractor many times removed from the actual ground realities.
- Materials are more expensive when communities are aware contractors are hired to rebuild.
- No real checks can be kept on the market value of materials which may be over priced.

Owner Driven Reconstruction (ODR):

- RT Indus hires all the labor from the villages and trains them in raw material production and construction (ODR).
- Eliminating the contractor and reconstructing with local labor eliminates extra costs and ensures high quality production
- A shortage of external facilitators can affect the quality of construction as no one is available to provide on-ground training, site supervision and quality control
- ODR is slow to start and slower during reconstruction. Sometimes, the pressure from donors is such that unable to withstand time constraints,
- Building relationships is an important aspect for better housing quality in ODR programs. The availability of professionals to train is scarce and expensive.

Resettling the Indus' Approach

Resettling the Indus managed to adopt an ODR program based on

- Establishing a dialogue with the community
- Community cohesion.
- Training in construction techniques by architects.
- Initially time consuming
- Feasible and effective in the long run



Material procurement price issues

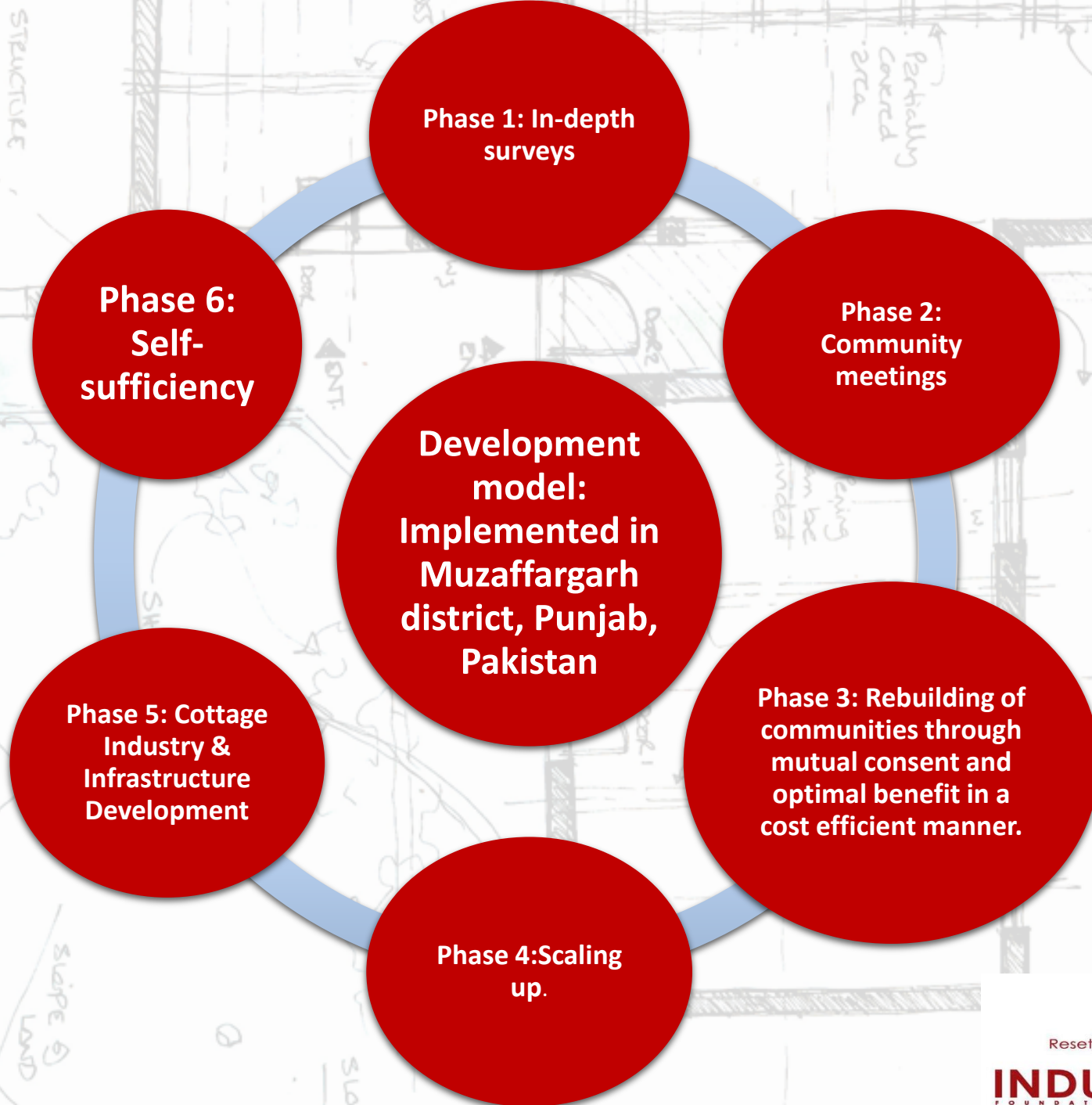
- Disasters increase demand for local materials which affect costs.
- Production of raw materials and training of local labor is cost-effective and optimizes the construction process.
- Financial autonomy of the community.
- This backward vertical integration helps lower construction cost and is not subject to supply-demand economics.

Scaling up

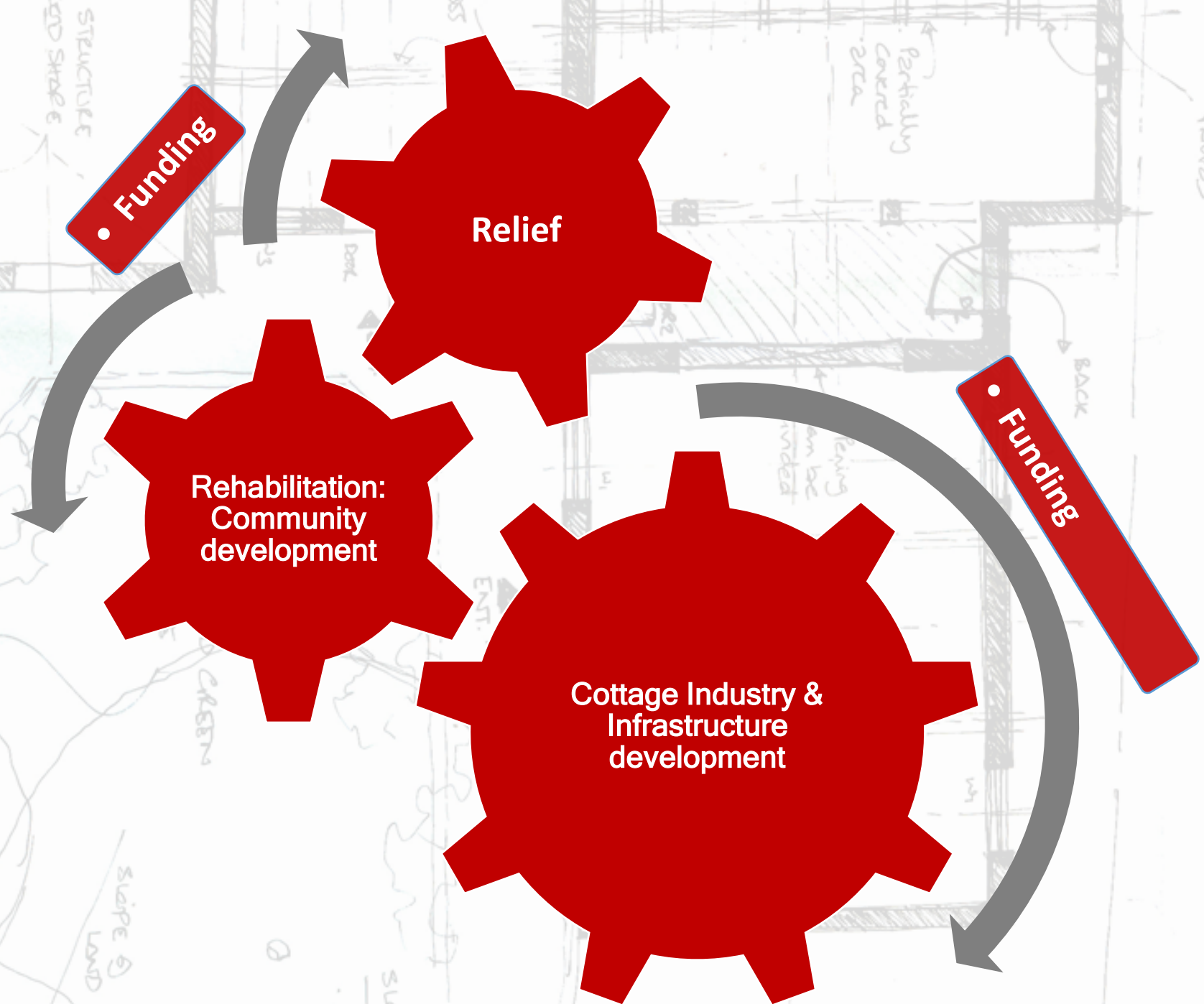
Essentials of Scaling Up

- In order to be most efficient, rural areas should scale up with **labor-intensive social production** until all local labor supply is completely absorbed.
- Setting up cottage industries helps provide employment and make rehabilitation projects self sufficient.

Methodology: Pilot Project



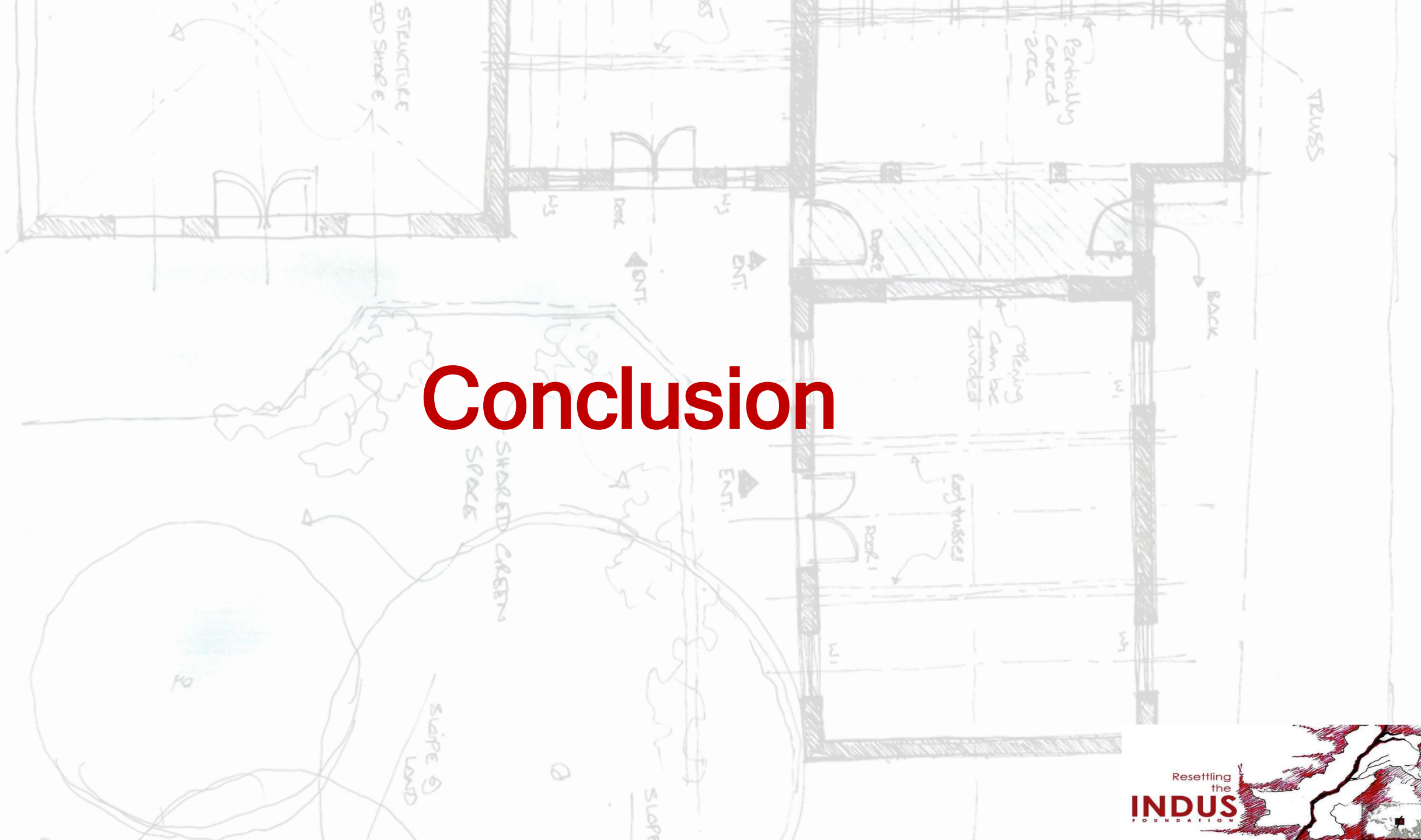
Waziristan



Discussion



Conclusion





“A systematic learning process which develops through establishing a mutual understanding between the community and professionals through dialogue to accommodate the needs of those on ground and focuses developmental efforts according to specific requirements.

This process then starts controlling future rehabilitation by paving the way for further work and facilitates expansion on the basis of relationships established at the ground level. Once dialogue has been established, to ensure a holistic approach, the establishment of cottage industries is important as it helps facilitate the further growth of the community through a solution-based approach to their socio-economic problems as well as aids such populations in becoming financially autonomous.-

”Authors



A hand-drawn architectural sketch of a building layout, possibly a school or community center, with various rooms and outdoor areas. The drawing includes labels such as 'TRUSS', 'Partially covered area', 'Back', 'ENT.', 'Door 1', 'Door 2', 'Door 3', 'Door 4', 'Door 5', 'Door 6', 'Door 7', 'Door 8', 'Door 9', 'Door 10', 'Door 11', 'Door 12', 'Door 13', 'Door 14', 'Door 15', 'Door 16', 'Door 17', 'Door 18', 'Door 19', 'Door 20', 'Door 21', 'Door 22', 'Door 23', 'Door 24', 'Door 25', 'Door 26', 'Door 27', 'Door 28', 'Door 29', 'Door 30', 'Door 31', 'Door 32', 'Door 33', 'Door 34', 'Door 35', 'Door 36', 'Door 37', 'Door 38', 'Door 39', 'Door 40', 'Door 41', 'Door 42', 'Door 43', 'Door 44', 'Door 45', 'Door 46', 'Door 47', 'Door 48', 'Door 49', 'Door 50', 'Door 51', 'Door 52', 'Door 53', 'Door 54', 'Door 55', 'Door 56', 'Door 57', 'Door 58', 'Door 59', 'Door 60', 'Door 61', 'Door 62', 'Door 63', 'Door 64', 'Door 65', 'Door 66', 'Door 67', 'Door 68', 'Door 69', 'Door 70', 'Door 71', 'Door 72', 'Door 73', 'Door 74', 'Door 75', 'Door 76', 'Door 77', 'Door 78', 'Door 79', 'Door 80', 'Door 81', 'Door 82', 'Door 83', 'Door 84', 'Door 85', 'Door 86', 'Door 87', 'Door 88', 'Door 89', 'Door 90', 'Door 91', 'Door 92', 'Door 93', 'Door 94', 'Door 95', 'Door 96', 'Door 97', 'Door 98', 'Door 99', 'Door 100'. The sketch also shows outdoor areas like 'SHARED CHAIRS SPACE' and 'SLOPE LAND'. The text 'Thank You. Questions?' is overlaid in the center.

Thank You. Questions?